

Student Work Packet

Week 2


Rising 1st

Plants

Lesson 6: The Fruits of Polly's Labor

Name: _____

Draw a picture of and write about your favorite fruit. Explain where to find the seed in your fruit.



Lesson 7: Johnny Appleseed Independent Practice

Draw a tell a story about Johnny Appleseed.

First, Johnny decided to travel across the country when he grew up and met many kind people.

Then, he wandered from place-to-place planting apple seeds he collected from the apples that kind strangers gave him to eat along the way.


Next, people chose to build their homes near the apple trees and orchards Johnny had planted.

Finally, he became a hero to all those who loved the apple trees as much as Johnny did. Children played beneath the branches of the trees or made pies, apple butter, and jam.

Lesson 8 Deciduous Trees

Name: _____


Directions: Color the deciduous apple trees. Decorate the trees to show the different seasons. Label each tree with the seasons: spring, summer, fall, winter.



Lesson 9: Evergreen Trees Independent Practice

Name: _____

Draw and write about an evergreen tree including cones and green needles. Draw a background to show the season or weather.



Lesson 10: Plants and People

Name: _____

Draw a line to match the item on the left with the plant that it comes from on the right.

