

# Tennessee Summer Planning Materials: Print Pack

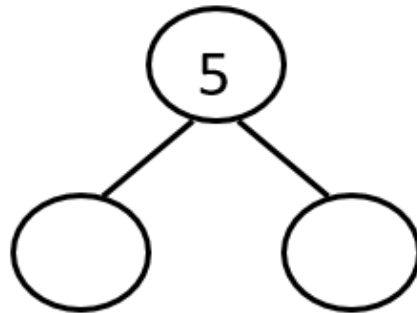
Rising Grade 1  
Week 2  
Lesson 2

**Activity #2 Concept Development**

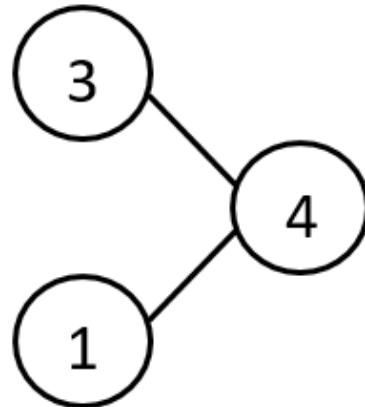
**Problem Set**

Name \_\_\_\_\_ Date \_\_\_\_\_

Fill in the number bond. Tell a story about the birds to your friend.

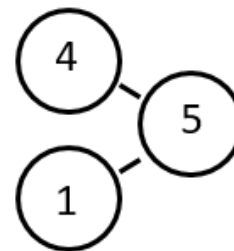
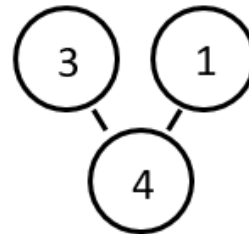
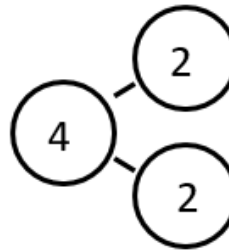
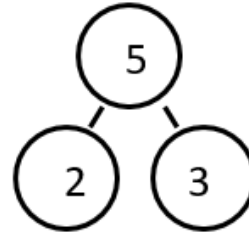


Tell a story that matches the number bond. Draw pictures that match your story.



Tell a story. Draw pictures and a number bond that match your story.

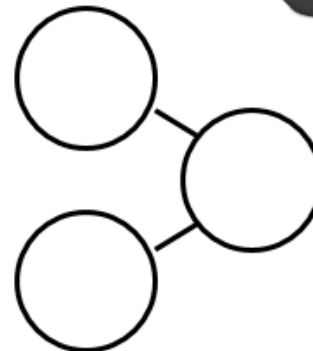
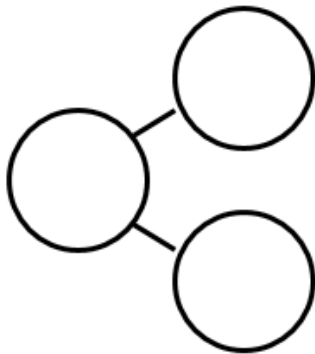
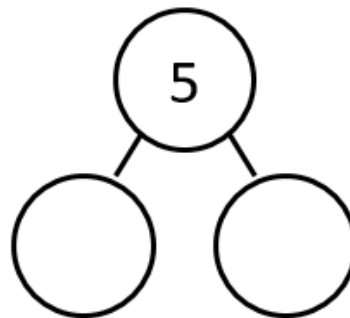
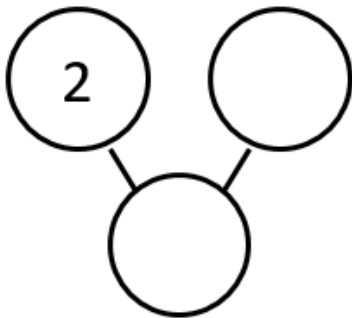
The squares below represent cube sticks. Draw a line to match the number bond to the cube stick.



**Exit Ticket**

Name \_\_\_\_\_ Date \_\_\_\_\_

Write numbers to fill in the number bonds.

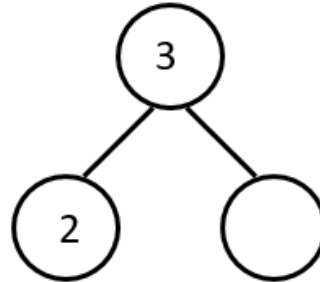


### Additional Practice

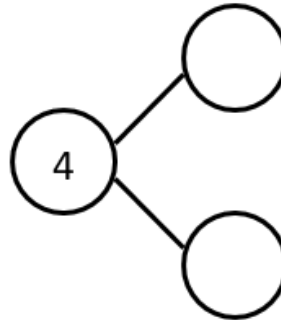
Name \_\_\_\_\_ Date \_\_\_\_\_

Tell a story. Complete the number bonds. Draw pictures that match your story and number bonds

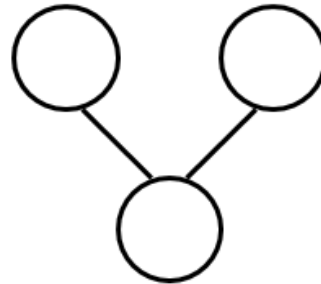
Draw some balls for your story.



Draw some crayons for your story.



Draw some shapes for your story.



On the back of your paper, draw a picture and make a number bond.