



TN Foundational Skills
Curriculum Supplement

Grade 1

Creative Commons Licensing

This work is licensed under a Creative Commons Attribution-NonCommercial-ShareAlike 3.0 Unported License.



You are free:

to Share — to copy, distribute and transmit the work

to Remix — to adapt the work

Under the following conditions:

Attribution — You must attribute the work in the following manner:

This work is based on an original work of the Core Knowledge® Foundation made available through licensing under a Creative Commons Attribution-NonCommercial-ShareAlike 3.0 Unported License. This does not in any way imply that the Core Knowledge Foundation endorses this work.

Noncommercial — You may not use this work for commercial purposes.

Share Alike — If you alter, transform, or build upon this work, you may distribute the resulting work only under the same or similar license to this one.

With the understanding that:

For any reuse or distribution, you must make clear to others the license terms of this work. The best way to do this is with a link to this web page:

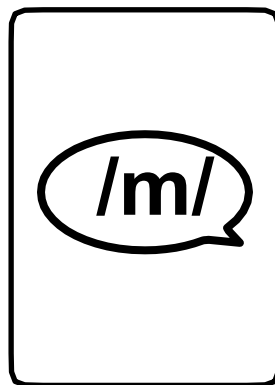
<http://creativecommons.org/licenses/by-nc-sa/3.0/>

ACKNOWLEDGEMENTS:

A special thank you to the Core Knowledge Foundation, E. D. Hirsch, Jr., Linda Bevilacqua, and David and Meredith Liben. We are beyond grateful for your shared time, expertise, and resources that greatly contributed to the exceptional quality of this TN Foundational Skills Curriculum Supplement.

Consonants Code Flip Book

In Grade 1, the code information is presented to students through two instructional tools: (1) Code Flip Books (one for consonants and one for vowels) used for group instruction and classroom display; and (2) Individual Code Charts for each student. The Code Flip Books are used with a set of Spelling Cards that are to be affixed to the appropriate Flip Book pages as sounds and spellings are reviewed in Unit 1. The Code Flip Books show (in grey print) the spellings for all sounds taught in Grade 1. As you review the sounds in this unit (and introduce new sounds in the later Grade 1 units), you will be asked to place the Spelling Card on the appropriate Code Flip Book page.



Each Spelling Card is printed front and back. One side of the card shows the sound.

The other side of the card shows three things:

The top of this side of the card shows the spelling. The bottom shows a sample word containing the spelling. In the middle is a power bar. The power bar gives an indication of how common this spelling is for the sound it represents. A long power bar that stretches almost across the card means that this is the main spelling for the sound and there are very few words that have this sound spelled any other way. A very short power bar means the spelling is less common and occurs in fewer English words.



Consonant sounds will always be written in red on the Spelling Cards because when saying a consonant sound, parts of the mouth touch or are closed, blocking or “stopping” some of the air.



Consonants

Code Flip Book

Skills Strand

Grade 1

TN Foundational Skills

/p/

p
pot

pp
napping

/b/

b
bat

bb
rubbing

/t/

t
top

tt
sitting

ed
asked

/d/

d
—
dot

dd
|
add

ed
·
filled

/k/

c
cat

k
kid

ck
black

cc
hiccup

/g/

g
—
gift

gg
—
egg

/ch/

ch
chin

tch
itch

/j/

j
jump

g
gem

ge
fringe

/f/

f
—
fit

ff
·
stuff

lv

v
—
vet

ve
—
twelve

/s/

s
—
sun

ss
—
dress

c
—
cent

ce
—
prince

se
—
rinse

/z/

z
·
zip

zz
·
buzz

s
—
dogs

/th/

th
thin

/th/

th

them

/m/

m
—
mad

mm
—
swimming

/n/

n
nut

nn
running

kn
knock

/ng/

ng
sing

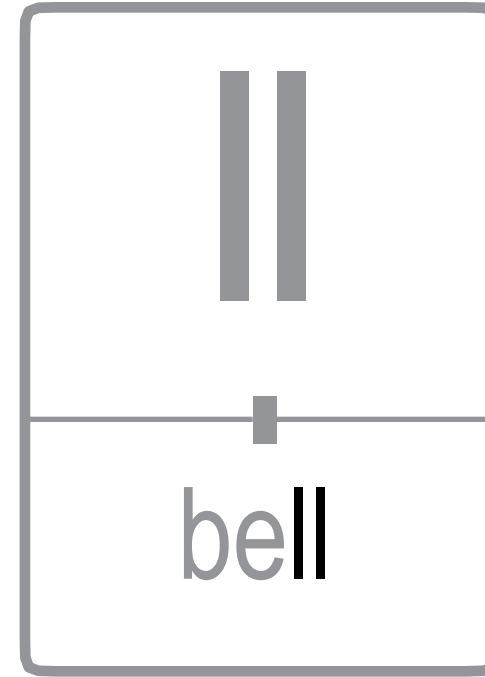
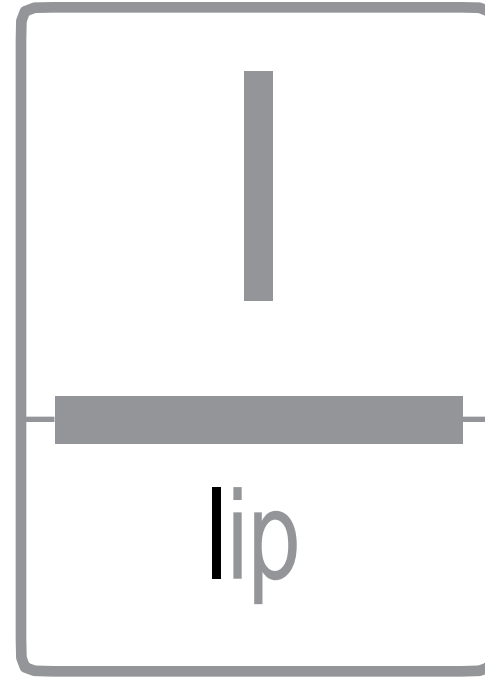

n
pink

/r/

r
red

rr
ferret

wr
wrist



/h/

h
hot

/w/

w
wet

wh
when

lyl

y
yes

|x|

X

tax

/sh/

sh

shop

/qu/

qu
quit

